

Jeep

JEEP CHEROKEE





J E E P . R U L E S A P P L Y

TABLE OF CONTENTS

Introduction	4
Power	8
4x4 Capability	10
Limited	14
Sport	22
Sport Specifications	28
Limited Specifications	30
Peace of Mind	32

Jeep® is one of the most recognisable automotive brands in the world, an icon for four-wheel drive capability. Owing its origins to the first ever 4x4, the Willys MB, a tough and versatile cross-country vehicle designed for the US Army in 1941. As direct descendants, Grand Cherokee, Cherokee and Wrangler still have the same go-anywhere do-anything attitude to life bringing a testimony to Jeep's continuing 4x4 leadership. Resiliently true to its historic military roots of 65 years. Jeep vehicles are still the most authentic, most uncompromising, most exciting four wheel drive vehicles in the world. Vehicles designed to tackle the urban jungle or to conquer the world's most inhospitable challenges. Rugged, yet refined; practical yet supremely appointed. Jeep vehicles take their owners to new heights of sophistication, to uncharted extremes of terrain and ever higher standards of service. They are built to last and to open the door to a whole new world of adventure.







E X C E P T I O N A L



To discover Cherokee's roots you need to hunt out the Rubicon Trail in California. With its rock strewn ravines, narrow passages and near vertical drops it's one of the most inhospitable places on earth, and Cherokee has been designed to take it in its stride.

But it hasn't just been built for forest trails and mountain passes. Cherokee is as at home on the road as it is on the rough stuff. With an impressive array of technology, this vehicle just keeps on going whatever the conditions or terrain.

Available in Limited or Sport trim, Cherokee is well equipped with alloy wheels, air conditioning, a 6 speaker CD sound system and no end of thoughtful features to make your life as much fun as possible.

If you've ever wanted to go exploring, there aren't many better vehicles you could have as a partner.







Jeep Cherokee Limited





Using powerful up-and-down, wave-like movements of their flukes, or tails, sperm whales can dive to depths of 1000 to 2000 metres.




P O W E R F U L

Powerful engines with masses of torque are the signature of a Jeep vehicle.

The 3.7 V6 is the most powerful engine available to Cherokee Limited models with 201 bhp. It is equipped with automatic transmission and the full time Selec-Trac 4-wheel-drive system.

The 2.8 Common Rail Diesel (CRD) pumps out an incredible 295 lb ft of torque from low revs to make towing simple, while also providing ample power to take motorways easily in its stride. The transmission for this engine is either a 6-speed manual or the smooth shifting 5-speed automatic unit.



Shown top to bottom: efficient 2.8 Common Rail Diesel (CRD) power, proven 3.7 V6 power.





Capable of increasing the usable land area by almost 20 percent, windmills were part of The Netherlands' original water drainage system.



C A P A B I L I T Y

Whichever model of Cherokee you choose, you'll be assured of proven off road ability thanks to a pair of four-wheel drive systems.

Command-Trac is standard on the 2.4 petrol and 2.8 Common Rail Diesel (CRD) manual models, the part-time feature means you can effortlessly shift into 4x4 mode when driving off road or on ice or snow, and return to two-wheel drive when the surface becomes a little smoother.

Selec-Trac, standard on the 3.7 V6 petrol and 2.8 Common Rail Diesel (CRD) automatic engine is similar to Command-Trac, but features a full-time four-wheel drive mode, so there's no need to switch if the terrain changes.



Shown top to bottom: transfer case for Command Trac 4x4 system. All Cherokee models feature an anti-lock braking system (ABS), with Electronic Brake Distribution (EBD).





SOLID-AXLE REAR SUSPENSION

Includes control and trailing arms and a stabiliser bar to help maintain a consistent ride.

COMMAND-TRAC[®] 4x4 SYSTEM


The two-speed transfer case provides Cherokee with authentic Jeep 4x4 capability whenever you want it — off road in 4LO, or for extra traction on road under hazardous weather conditions in 4HI.

FOUR-WHEEL ANTILOCK BRAKE SYSTEM (ABS)

Standard across the range, the ABS system helps maintain braking control in extreme conditions.

INDEPENDENT FRONT SUSPENSION

Cast-iron lower front control arms provide sufficient movement for rutted or rocky roads as well as on normal road surfaces.



ELECTRONIC ROLL MITIGATION

If a potential rollover situation is detected by the system, appropriate countermeasures are automatically engaged to help you stabilize the vehicle.

ELECTRONIC BRAKE DISTRIBUTION (EBD)

Automatically distributes braking forces between front and rear axles.

ALL-SPEED TRACTION CONTROL SYSTEM (TCS)

Works in tandem with ABS to allow effective transfer of torque from one wheel to another and to front and rear axles, helping to monitor and manage wheel slippage.

ELECTRONIC STABILITY PROGRAM (ESP)

Sensors help detect when the vehicle is accurately responding to driver steering input. Under challenging road conditions, ESP automatically employs corrective braking action to help the driver maintain direction.



D I S T I N C T I V E

All Cherokee's feature tough, rugged looks that speak volumes about the vehicle. On Cherokee Limited models this is further enhanced with body coloured wheelarch mouldings and chrome bodyside mouldings, while front fog lights have been integrated into the chrome grille, together with 17" Dakar alloy wheels give Cherokee Limited a purposeful look.

Limited models are available with the 2.8 CRD engine with manual or automatic transmission or the 3.7 V6 petrol engine with automatic transmission. The 2.8 CRD manual and the 3.7 V6 benefit from the full time Selec-Trac 4x4 system, allowing four-wheel drive to be engaged on all road surfaces.



The striking seven slotted grille can only signify Jeep. The chrome grille shown above with integrated fog lights is standard on Cherokee Limited models.







Jeep, Cherokee Sport, Cherokee Limited





Its ability to actually fly backwards makes the hummingbird unique among all 10,000 avian species known to be living in the world today.



C O U R A G E

Cherokee has been tested to the limit to ensure it is just as at home on tarmac as it is off road. The main asset that helps to achieve this is its IS43 suspension system. The independent front, solid axle rear, four link front and three link rear suspension system was chosen because it provides sufficient movement for rutted or rocky roads but enables spring rates and shock absorber stiffness to give a smooth ride on normal road surfaces.



UniFrame construction and IS43 independent front/solid-axle rear suspension work together to ensure Cherokee is as at home on the tarmac as it is off road.







A symbol of unbridled elegance, the black stallion is an archetype of well-bred poise.



L U X U R I O U S

Inside, Limited models feature a host of items that add to the comfort of the driver and passenger, electric sunroof, cruise control, power adjustable front seats and a leather wrapped steering wheel complete with controls for the six speaker CD sound system. Limited models feature full length side curtain airbags as standard which deploy from the headlining in the event of an impact.



A leather wrapped steering wheel and satin chrome circular accents add comfort and convenience with controls for the CD stereo and cruise control. Shown right: Jeep Cherokee Limited leather interior in Light Slate Grey.

S T A N D A R D F E A T U R E S

- Electric sunroof
- Premium Infinity sound system with 6 speakers
- Leather interior, power adjustable and heated front seats
- Air conditioning
- Thatcham Category 1 alarm and immobiliser
- Side curtain airbags
- GPS satellite navigation





F E A R L E S S

Cherokee Sport comes with a high level of standard equipment. All models sit on 16" alloy wheels, there are also stylish medium grey bodyside and wheelarch mouldings, a rear tailgate with flip up glass and an exterior mounted full size spare wheel. Cherokee Sport options include special paint and an electric tilt/slide sunroof with sunblind.



By pressing the appropriate button on the keyless entry remote control you can unlock the tailgate and simultaneously raise the glass — without unlocking the rest of the doors.







Authoritative and powerful, the American bison, commonly mis-referred to as a buffalo, has long symbolized a natural wonder of enduring strength.



A S S U R E D

Cherokee Sport has been built from the ground up to provide the Jeep brand's hallmark off road capability. The key factors are the short front and rear overhangs, eight inches of suspension travel and the two four-wheel drive systems — Command Trac on 2.4 petrol and 2.8 CRD manual models and Selec-Trac system on 2.8 CRD automatic models.



It is reassuring to know that Cherokee has passed some of the most stringent engineering tests in the 4x4 world. Shown above: Sport model fitted with Mopar tubular side rails and tail lamp guards, full range of accessories available from your Jeep dealer. Shown right: Jeep Cherokee Sport in Light Khaki.







With a unique capability of changing colors to get the greatest benefit from changes in their environment, chameleons are able to adapt to an ever-changing world.



S T Y L E

Inside Sport models, air conditioning with manual control and a single CD, AM/FM radio with six speakers come as standard. Safety features include driver and passenger airbags that deploy at different levels depending on the severity of the impact. Furthermore Cherokee Sport's specification includes ABS with Electronic Brake Distribution (EBD), Thatcham Category 1 alarm and immobiliser, and electrically operated and heated door mirrors.



Shown above and right: Jeep Cherokee Sport cloth interior shown in Khaki.





JEEP CHEROKEE SPORT

EXTERIOR COLORS



Bright Silver Metallic



Inferno Red Crystal Pearl Coat



Black



Atlantic Blue Pearl Coat



Midnight Blue Pearl Coat



Light Khaki Metallic



Deep Beryl Green Pearl Coat (new)



Dark Khaki Pearl Coat



Stone White

EXTERIOR DIMENSIONS



TECHNICAL SPECIFICATIONS

MODEL	2.8 CRD Manual	2.8 CRD Automatic	3.7
ENGINE			
Configuration	4 cylinders in-line DOHC		6 cylinders in-vee SOHC
Cubic capacity — cc	2776		3700
Bore x stroke — mm	94.0 x 100.0		93.0 x 90.8
Compression ratio	17.5:1		9.6:1
Fuel system	Common-rail, direct electronic fuel injection		Sequential multipoint electronic fuel injection
Maximum power — bhp (DIN) @ rpm	163 @ 3800		204 @ 5200
Maximum torque — N•m @ rpm	400 @ 1800-2400		307 @ 4000
PERFORMANCE			
Maximum speed — km/h	174		180
ECONOMY			
Combined cycle — L/100 km	9.3	9.9	12.2
Extra urban cycle — L/100 km	7.7	8.2	9.3
Urban cycle — L/100 km	12	12.7	17.2
Emissions — CO² g/km	246	262	290
TRANSMISSION			
Gearbox	6-speed manual	5-speed automatic	4-speed automatic
4x4 system	Part-time Command-Trac® 4-wheel drive with 'shift on the fly'; includes low range	Full-time Selec-Trac® 4-wheel drive with 'shift on the fly'; includes low range	
BRAKES, WHEELS AND TYRES			
Front brakes	Low-drag ventilated discs		
Rear brakes	Solid discs		
Wheels	16" x7" steel wheel		
Tyres	235/70 R16		
Spare wheel and tyre	Full-size spare wheel and tyre		
SUSPENSION			
Front	Coil springs over shocks		
Rear	Coil springs control arms		
STEERING			
Overall steering ratio	18.2:1		
Steering system	Power-assisted, rack-and-pinion		
Steering turns (lock-to-lock)	3.42		
Turning circle (kerb-to-kerb) — m	10.94		
WEIGHTS AND CAPACITIES			
Kerb weight — kg	2150	2150	2065
Gross vehicle weight — kg	2520	2520	2540
Payload — kg	522	522	522
Max tow weight (braked trailer) — kg	3360	3360	
Fuel tank capacity — L (gallons)	77.6 (20.5)		
Cargo area vol. (rear seats up) — L	878		
Cargo area vol. (rear seats down) — L	1954		

JEEP, CHEROKEE SPORT

EQUIPMENT SPECIFICATIONS	2.4	2.8 CRD
SAFETY AND SECURITY		
ABS — 4 wheel disc anti-lock	•	•
Central locking with remote operation	•	•
Door locks, child protection rear	•	•
Driver and front passenger multistage airbags	•	•
Headlamp on timer delay, levelling system	•	•
Height adjustable front seat belts	•	•
High level rear brake light	•	•
Locking fuel filler cap	•	•
Side impact protection guards	•	•
Thatcham 1 alarm and immobiliser	•	•
EXTERIOR		
16"x7" steel wheels	•	•
16"x7" Mechanica cast aluminium wheels	optional	optional
Body coloured grille	•	•
Electronically operated and heated door mirrors, folding	•	•
Exterior mounted full size spare wheel	•	•
Front fog lamps	•	•
Front and rear bumpers	•	•
Flip up rear window	•	•
Heated rear window	•	•
Radio antenna in rear quarter window	•	•
Rear wash wipe	•	•
Roof rails — Black	•	•
Special paint	optional	optional
Sunroof, electric, glass tilt/slide with sunblind	optional	optional
Tinted glass	•	•
Wheelarch and bodyside mouldings	•	•
INTERIOR		
Air conditioning — manual temperature control	•	•
Auxiliary power socket on dashboard	•	•
Cargo area light	•	•
Cup holders — front (2) and rear (2)	•	•
Cloth interior	•	•
Driver side front door panel with map pocket	•	•
Electric windows front and rear, one touch driver open	•	•
Folding rear bench seat 65/35 split	•	•
Front centre armrest with storage bin	•	•
Height adjustable steering column	•	•
Overhead console with trip computer	optional	optional
IN-CAR ENTERTAINMENT		
Single CD/Radio with RDS/EON	•	•
Speakers — 6	•	•
LUGGAGE AREA		
Auxiliary power socket	•	•
Cargo area cover	•	•
Quarter panel storage area	•	•
Tie down hooks	•	•

• = Standard. — = Not available.

INTERIOR TRIM



Freedom Cloth
shown in Medium Grey

Freedom Cloth
shown in Khaki

WHEELS



16"x7" Steel Wheel
(Standard)

16"x7" Mechanica
Cast-Aluminium Wheel
(Optional)

EXTERIOR COLOURS



Bright Silver Metallic



Inferno Red Crystal Pearl Coat



Black



Atlantic Blue Pearl Coat



Midnight Blue Pearl Coat



Light Khaki Metallic



Deep Beryl Green Pearl Coat (new)



Dark Khaki Pearl Coat



Stone White

EXTERIOR DIMENSIONS



TECHNICAL SPECIFICATIONS

MODEL	2.8 CRD Manual	2.8 CRD Automatic	3.7 V6
ENGINE			
Configuration	4 cylinders in-line DOHC		6 cylinders in-vee SOHC
Cubic capacity — cc	2776		3700
Bore x stroke — mm	94.0 x 100.0		93.0 x 90.8
Compression ratio	17.5:1		9.6:1
Fuel system	Common rail, direct electronic fuel injection		Sequential multi point electronic fuel injection
Maximum power — bhp (DIN) @ rpm	163 @ 3800		204 @ 5200
Maximum torque — N•m @ rpm	400 @ 1800-2400		307 @ 4000
PERFORMANCE			
Maximum speed — km/h	174		180
ECONOMY			
Combined cycle — L/100 km	9.3	9.9	12.2
Extra urban cycle — L/100 km	7.7	8.2	9.3
Urban cycle — L/100 km	12.0	12.7	17.2
Emissions — CO² g/km	246	262	290
TRANSMISSION			
Gearbox	6 speed manual	5 speed automatic	4 speed automatic
4x4 system	Part time Command-Trac 4-wheel drive with 'shift on the fly', includes low range	Full time Selec-Trac 4-wheel drive with 'shift on the fly', includes low range	
BRAKES, WHEELS AND TYRES			
Front brakes	Low drag ventilated discs		
Rear brakes	Solid discs		
Wheels	17" x 7.5" Dakar alloy wheel		
Tyres	235/65 HR 17		
Spare wheel and tyre	Full size spare wheel and tyre		
SUSPENSION			
Front	Coil springs over shocks		
Rear	Coil springs control arms		
STEERING			
Overall steering ratio	18.2:1		
Steering system	Power assisted, rack-and-pinion		
Steering turns (lock-to-lock)	3.42		
Turning circle (kerb-to-kerb) — m	10.94		
WEIGHTS AND CAPACITIES			
Kerb weight — kg	2150	2150	2065
Gross vehicle weight — kg	2520	2520	2540
Payload — kg	522	522	522
Max tow weight (braked trailer) — kg	3360	3360	3360
Fuel tank capacity — L (gallons)	77.6 (20.5)		
Cargo area vol. (rear seats up) — L	878		
Cargo area vol. (rear seats down) — L	1954		


JEEP, CHEROKEE LIMITED

EQUIPMENT SPECIFICATIONS	2.8 CRD	3.7 V6
SAFETY AND SECURITY		
ABS — 4 wheel disc anti-lock	•	•
Central locking with remote operation	•	•
Door locks, child protection rear	•	•
Driver and front passenger multistage airbags	•	•
Headlamp on timer delay, levelling system	•	•
Height adjustable front seat belts	•	•
High level rear brake light	•	•
Locking fuel filler cap	•	•
Side curtain airbags	•	•
Side impact protection guards	•	•
Thatcham Category 1 alarm and immobiliser	•	•
EXTERIOR		
17"x7.5" Dakar cast aluminium wheels	•	•
Electronically operated and heated door mirrors, folding	•	•
Exterior mounted full size spare wheel	•	•
Front fog lamps	•	•
Front and rear bumpers and wheelarch mouldings — body coloured	•	•
Flip up and heated rear window	•	•
Grille and bodyside mouldings — chrome	•	•
Radio antenna in rear quarter window	•	•
Rear wash wipe	•	•
Roof rails — Silver finish	•	•
Special paint	•	•
Sunroof, electric, glass tilt/slide with sunblind	optional	optional
Tinted glass	•	•
INTERIOR		
Air conditioning — manual temperature control	•	•
Auxiliary power socket on dashboard	•	•
Cargo area light	•	•
Cruise Control	•	•
Cup holders — front (2) and rear (2)	•	•
Driver side front door panel with map pocket	•	•
Electric windows front and rear, one touch driver open	•	•
Folding rear bench seat 65/35 split	•	•
Front centre armrest with storage bin	•	•
Height adjustable steering column	•	•
Leather seats, heated front	optional	optional
Leather wrapped steering wheel	•	•
Overhead console with trip computer	•	•
Power adjustable front seats	optional	optional
IN CAR ENTERTAINMENT		
Single CD/Radio with RDS/EON	•	•
Steering wheel mounted audio controls	•	•
Premium Infinity speakers - 6	•	•
6 disc autochanger*	optional	optional
RB3 satellite navigation*	optional	optional
LUGGAGE AREA		
Auxiliary power socket	•	•
Cargo area cover	•	•
Quarter panel storage area	•	•
Tie down hooks	•	•

INTERIOR TRIM



Standard Addison/
Albi Cloth,
Medium Slate Grey




Standard Addison/
Albi Cloth,
Medium Khaki



Shown in Medium Grey



Optional Royale
Leather Trim,
Light Slate Grey



Optional Royale
Leather Trim,
Light Greystone



Shown in Light Slate
Grey

WHEEL



17"x7.5" Dakar
Cast-Aluminium Wheel



17"x7" Oasis Chrome-Clad
Cast-Aluminium Wheel
(Optional)

• = Standard. — = Not available.

* Factory-fitted satellite navigation and 6-disc autochanger cannot be purchased together. If both are required, the CD autochanger needs to be ordered as a Mopar accessory.



P E A C E O F M I N D

There's a very special feeling you get which comes as standard with Jeep® ownership. You're protected from the elements, you can tackle the harshest of terrains. But that's not all. You have the peace of mind that helps you and your family through any kind of driving conditions. It's a three year or 60,000 mile warranty — whichever comes sooner (mileage unlimited in the first two years). There's also a comprehensive worry-free European roadside assistance package plus the bodywork is covered by a 7 year unlimited anti-corrosion guarantee.

Shown left to right: Jeep Cherokee Limited, Wrangler Sport, all new Commander Limited (for Spring 2006) and Grand Cherokee Limited in Black.





For more information call 0800 616159
or visit www.jeep.co.uk

Dealer Address Stamp

Jeep

This is a publication of DaimlerChrysler UK Ltd. The company reserves the right to make alterations to the described products and services at any time without prior notice or obligation. Jeep is a registered trademark of DaimlerChrysler Corporation. Fuel consumption figures are strictly generated in accordance with Testing Directive 93/116/EC, they are designed to maintain strict comparability and may not be fully representative of real life driving. For further information please visit www.vca.gov.uk

CJM0161
DaimlerChrysler UK Ltd, Tongwell, Minton Keynes, MK15 8BA

Printed in The Netherlands for UK

6C6CLQE957

1/06